

# Paper

*by* Herman Budi Harja

---

**Submission date:** 23-Oct-2019 09:37AM (UTC+0700)

**Submission ID:** 1198467129

**File name:** Rev1\_Herman\_Budi\_Harja\_Roy-141019-211019.docx (562.12K)

**Word count:** 3346

**Character count:** 20201

# Development of Real Time Machine Tools Component Utilization Data Acquisition for developing Dynamic Model of Maintenance Scheduling

*Herman Budi Harja*<sup>1\*</sup>, *Tri Prakosa*<sup>1</sup>, *Yatna Yuwana Martawirya*<sup>1</sup>, *Indra Nurhadi*<sup>2</sup>, and *Andrian Sagisky Januartha*<sup>2</sup>

<sup>1</sup>Department of Manufacturing Engineering, Politeknik Manufaktur Bandung, St. Kanayakan No.21 Dago, Bandung 40135, Indonesia.

<sup>2</sup>Department of Mechanical Engineering, Institut Teknologi Bandung, St. Ganesha No.10, Bandung, 40132, Indonesia.

**Abstract.** Maintenance scheduling accuracy of CNC machine tools components should be calculated based on actual data utilization of each component. Actual usage of each component can be approached by component grouping based on machine operation phase utilization, which is divided into Power-On, cutting and noncutting phase. This paper describes a study on development of machine monitoring data utilization for obtaining real time information of spindle and machine axis positions as well as current consumption of spindle servo motor. Data collection was conducted by a termination method on wiring feedback control of spindle encoder signal and axes encoder signals. On the other hand, current consumption of spindle servo motor was measured by a CT current transducer. Afterward, a WEMOS microcontroller was used to process and to transfer data wirelessly to a Raspberry which acted as a broker. The data will used to update the data status of CNC Machine Tools utilization database, where it was communicated by using a MQTT protocol. A monitoring system has been developed and resulted the real time information of machine phase utilization. It will be further utilized as primary data input for building a dynamic maintenance model.

**Keywords:** Data real time, machine data utilization, dynamic maintenance model.

## 1 Introduction

Reliability factor of machine tools has a big influence on product quality and productivity of manufacturing industry. Although the machine is used in recommendation conditions, machine tools reliability will continuously decrease. And when the machine is used beyond the recommended operating conditions, its reliability will more quickly decrease [1, 2]. Each component on machine tools has contribution to performance of machine tools, component

---

\*Corresponding author: [herman@polman-bandung.ac.id](mailto:herman@polman-bandung.ac.id)

failure will affect to machine tools reliability. It is important to measure the failure condition of machine components. Its failure can be measured by two factors, [i]lifetime and actual usage of machine components, and [ii]lifetime and number of failures. Reliability improvement in preventive maintenance [2] conducting by replacement of machine component by new one at certain period [3]. Therefore, proper maintenance should be done by component as a reliability improvement in order to convey high machine tools reliability, so it can maximize availability of machine tools with minimum maintenance cost.

The aim of this research is to build the dynamic maintenance model for machine tools as the first step to realize the maintenance intelligent of CNC machine tool, in which each machine component has ability to define the needs of self-maintenance activities based on its real usage condition. Implementation of ADiMS (Autonomous Distributed Manufacturing system) concept and object-oriented modelling on dynamic maintenance model are used to represent the dynamic machine operation conditions and directly generate the accurate maintenance policy in real time (iterative maintenance schedule). Hence, maintenance scheduling outcome is accurate, such as time interval of age replacement each component is calculated based on its actual usage. Herman et al. stated operation phase of machine-tools could be the approached for grouping which machine components are utilized and determined in real time usage of each machine component. generally, Power-On phase, cutting and noncutting phase are three groups machine utilization phase. It is illustrated in Figure 1. Venn diagram of machine usage status. When the main switch of machine is turn on, it is power-on phase. Phase of Noncutting is the machine usage status when the actuator system of machine is running without cutting of the workpiece, noncutting phase is such as machine start up, setting zero point and other axis movement activities without cutting load. And cutting phase is the machine usage status when the spindle is running, and axis machine is moving with cutting of the workpiece.

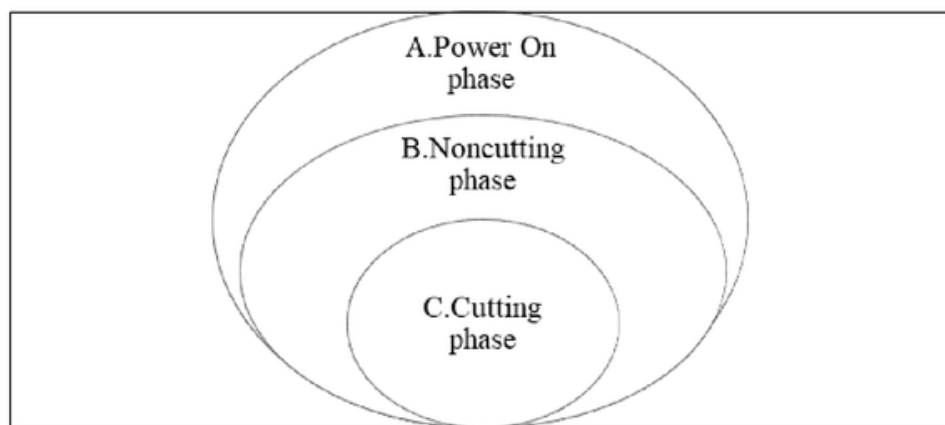


Fig. 1. Venn diagram of machine usage status. [2]

- i.  $C \subseteq B$  : C is subset or set of part B
- ii.  $B \subseteq A$  : B is subset or set of part A.
- iii. Because  $C \subseteq B$  and  $B \subseteq A$  then C is subset or set of part A.

The Venn diagram in the figure illustrate the related one group is subset or set of with other group, for example  $C \subseteq B$  [C is subset or set of part B]. It is mean that actual usage time for each component in Spindle running group is included as the actual usage time for each component in Noncutting group.

## 1.1 Machine data Utilization as main requirement data input for dynamic maintenance model

Dynamic maintenance model requires main data input such as production data and machine data utilization in real time. Therefore, development of CNC machine tools monitoring system for detecting real time usage-phase should be developed for obtaining real time information about actual usage of machine component.

## 2 State of the art

There are some researches in this area related to machine tools, its monitoring device and those kinds of sensors. Mori et al. [4] told about the development of machine tools from machine tools 1.0 to machine tools 3.0. It is purposed for conducting the machine tools more accurate, safer, faster in operation, flexible and reliable. Hence currently machine tools are efficiency in resources utilization and economical. Moriwaki [5] presented a comprehensive survey about machining centers continue to offer more functions. Abele et al. [6] and Neugebauer et al. [7] stated machine-tools technology is enhanced by the technologies on machine components, such as CNC controllers, driver, bearings, spindle units. Hence today, machine tools could be stepped into technology industry 4.0 era. Xu [8] discussed about machine tools 4.0 is introduced as a new generation of machine tools that are smarter, well connected, widely accessible, more adaptive and more autonomous. Machine tools autonomous is defined as ability to make decisions related to the production system and also self-maintenance activities of its machine. Liu [9] stated about the development of machine tools in the 4.0 era industry. Machine tools 4.0 is Cyber-Physical Machine Tool (CPMT) which uses recent advancements in technology such as Cyber-Physical systems, Internet of Things and cloud-based solutions. therefore machine 4.0 has the capability for monitoring and controlling the machining processes. Liu et al. [10] stated about CPMT comprises three main components, i.e. Physical devices, networks and machine tool cyber twin as the virtual model of machine tools, Physical devices consist of machine tool equipment and monitoring devices or data acquisition that function as monitoring of machine tools.

Harja et al. [11] explained each CNC machine maker develops its own application software for monitoring the operation phase and access authority by their technicians. There are several researchers build monitoring device by utilize kind of sensors such as current sensor, accelerometer sensor, RFID sensor and etc. Cai et al. [12] presented how to implementation of cyber-physical manufacturing by using fusion of machining information and the integration of sensory data, hence virtual machine tools of “digital twins” is obtained. It used current sensor and axis accelerometer to monitor the operation condition. Manufacturing and sensor data are demonstrated the prediction capability of surface roughness model. Zhong et al. [13] introduced the using of sensor technologies to detect real time condition of machine status, several sensors are vibration sensors, force sensors, temperature sensors, and RFID readers and tags. its research can build an IoT-enabled real time machine status monitoring. Kuo et al. [14] presented the collecting data method by the add-on sensor on the machine for obtaining machine condition status. its data is processed to predict the machine status of operation work.

The paperwork in this area shown that researcher are trying to implement the CPS technology in machine tools, especially focuses on the development of specific intelligent functions for machine tool. It began from development the monitoring device of machine tools. Nonetheless, most of monitoring device researcher are doing add on sensor to get data monitoring of machine tools. It is required huge investment in implementation, although data monitoring can be tapped from the electronic components pins of CNC machine that



represent the activation of operation condition. Few studies have been attempted to develop maintenance intelligent function for machine tools.

To address these issues, this paper proposes development of real time machine tools component utilization data acquisition for developing dynamic model of maintenance scheduling. Data collection is conducted by combination method between termination method and add-on sensor. The key components and functions included in system architecture of data acquisition are proposed and explained. The experimental results validated the feasibility and advantages of the proposed monitoring system.

### 3 Research question

1 Real time (actual) data utilization of each component should be acquired directly from the CNC machine tools controller. There are two barriers in CNC controller for this necessity, those are controller protocols differences and limited access for direct acquisition to CNC machine controller. Therefore, for common condition, the monitored data of machine utilization cannot be acquired and inputted into maintenance model that is being developed.

The objective of this study to develop CNC Machine Tools Component Utilization Data Acquisition for developing Dynamic Model of Maintenance Scheduling. It is focused for obtaining real time information of spindle and axes positions of CNC machine tools as well as current consumption of spindle servo motor, by hence cutting and noncutting phase can be defined.

### 4 Material and methodology

There are several stages for developing real time machine tool data acquisition: determination of research object of CNC machine, identification of certain component pins that can be utilized as sources of required data signal on each event data to be retrieved, development of device interface, and finally conducting experiment to test functionality of the developed monitoring system.

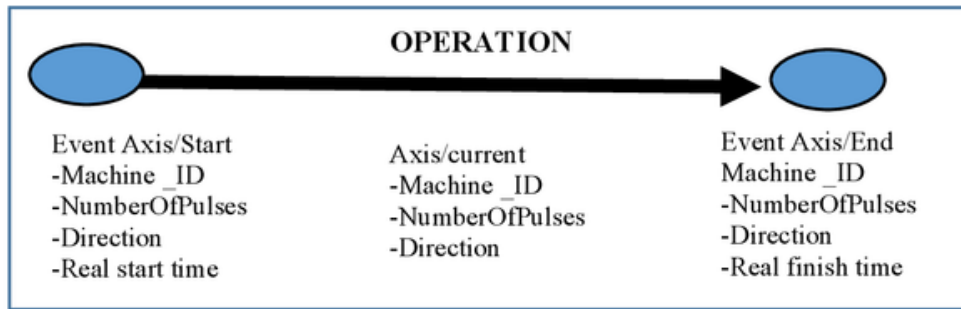
#### 4.1 CNC machine of research object

Generally, there are similarities among CNC machine architecture and installation of control and feedback signals. CNC controller is connected to several actuators such as axes servo motor or spindle servo motor through servo driver interfaces, coolant and lubrication motor pump, lamps, alarm and some other actuators through relay interfaces. Encoder devices are embedded on servo motor actuator and connected to CNC controller as feedback signals for controlling the accuracy of axes movement and spindle rotation. A CNC machine tools utilized for the research object in this study is VMC 250 (Vertical Milling CNC) with Siemens 802C controller. This was selected due to its availability factor and CNC machine architecture similarity factor.

#### 4.2 Event data on operation and identification of activation component pins

Information of machine phase utilization is initiated (triggered) from operation data which is detected by sensors. Each operation phase always has duration time, started by start event and ended by finish event. Each event of operation phase autonomously results in certain additional attributes. Figure 2. Shows examples of certain attributes of axes movement operation. After an event start is executed, the operation has real start time of operation. After

event ending is executed, operation has complete data such as operation duration and other required data of axes movement.



**Fig. 2.** Event of operation phases with certain additional attributes.

Prior to real data acquisition, component pins of the controller must be firstly identified. This was conducted by tracing and analyzing control signals, in this case CNC VMC 250 machine controller. The results were the electronic pin positions of the corresponding CNC machine representing the activation of each machine utilization status. Table 1 shows the component pins and sensor which were utilized to acquire the required data signal on each event data.

**Table 1.** Component pin and sensor for event data of operation phase [15–17].

Machine Usage Phase	CNC Machine Component pin / adds on sensor	Output Name	Pin Number
Power-On	Power supply	Volt 24V	P24/ P24
Noncutting and cutting	Encoder Axis-X	A,B and Z	X3 P15, P13, P10
	Encoder Axis-Y	A,B and Z	X4 P15, P13, P10
	Encoder Axis-Z	A,B and Z	X5 P15, P13, P10
	Encoder Spindle	A,B and Z	X6 P15, P13, P10
	Current sensor	Current value	P data

### 4.3 Architecture and information flow of machine data utilization monitoring

Figure 3 shows the system architecture for the data acquisition. The machine utilization data acquisition was conducted by a termination wiring method between CNC controller and feedback control of spindle/axes encoder signals. Simultaneously, current consumption of spindle servo motor was measured by a CT current transducer. The monitoring devices consisted of termination board for data tapping and adds-on current transducer and a signal conditioning circuit. Afterward, a WEMOS D1 mini microcontroller was used to process and to transfer required data wirelessly to a Raspberry which acted as a broker. Its data will be used for updating operation data status of server database, where the communication was conducted by using a MQTT protocol. User can access the dashboard which displayed a monitoring phase utilization and current axes position.

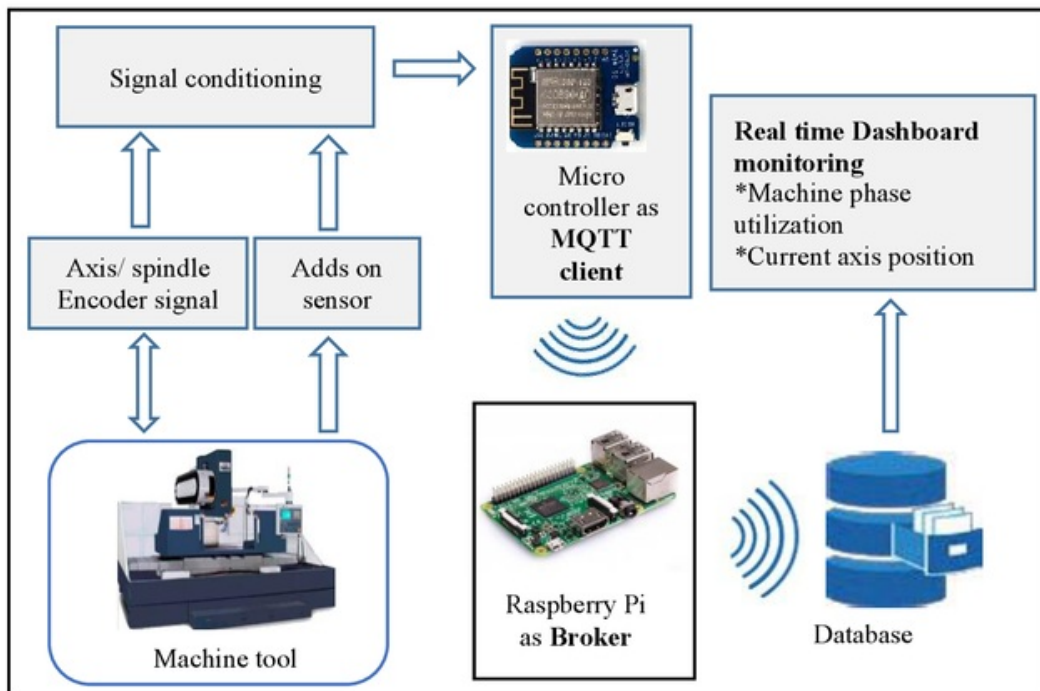


Fig. 3. System architecture of data acquisition.

Figure 4 shows the scheme of flow information system. It is shown that data signal (pin A, pin B and pin Z) of each axis or spindle encoder are directly acquired from feedback control position of CNC controller. Data signal is further processed by signal conditioning circuit which consisting of several stages: as capacitor coupling, voltage dividing, low pass filter and Schmitt trigger circuit. When axes movement are executed, microcontroller will count number of pulses and determine its movement direction. The result defines a machine axes data. On MQTT protocol, A WEMOS microcontroller is a MQTT client that can transfer (publish) message topic and message data wirelessly to raspberry which acted as a broker [19].

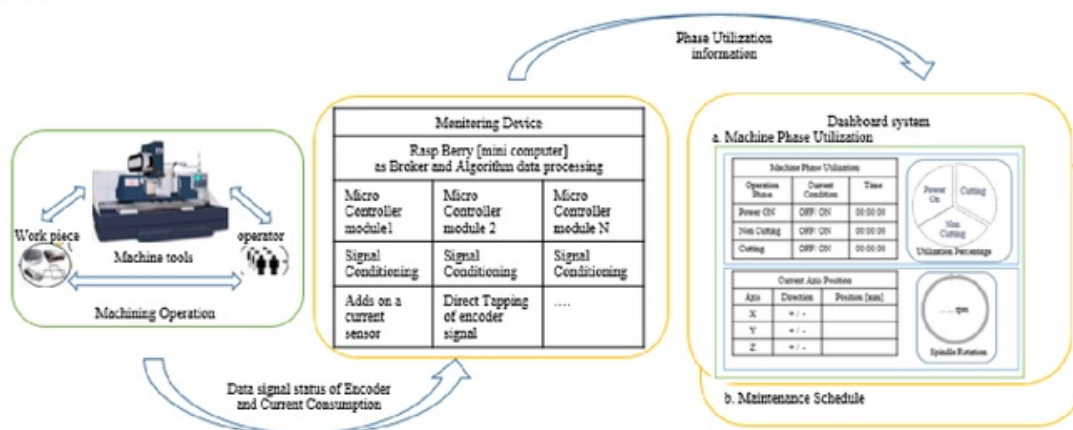


Fig. 4. Scheme of the flow information system.

Table 2 shows name of message topic and data topic on each data machine axis, where each machine axis has unique name of message topic for distinguishing from the other ones. For example, X axis have message topic "X\_Axis/start" and "X\_Axis/end". The message data name is then called as "XAxisData" which joins data event as machine ID, number of pulses and movement direction.



**Table 2.** The name of message topic and data topic on each data machine axis.

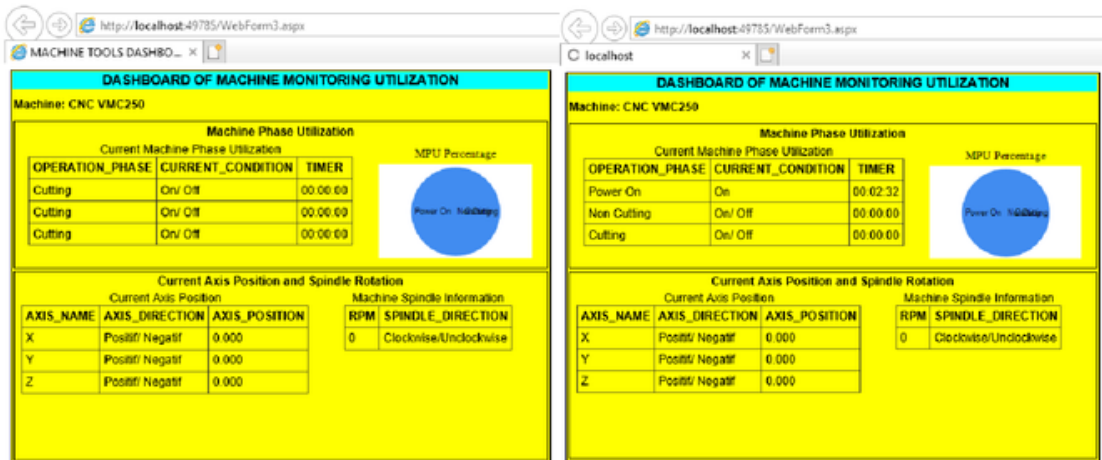
Axis/ spindle name	X Axis		Y Axis		Z Axis		Spindle	
event	start	end	start	end	start	end	start	end
Message topic	"X Axis/start"	"X Axis/end"	"Y Axis/start"	"Y Axis/end"	"Z Axis/start"	"Z Axis/end"	"Spindle/start"	"Spindle/end"
Message data	"XAxis Data"	"XAxis Data"	"YAxis Data"	"YAxis Data"	"ZAxis Data"	"ZAxis Data"	"Spindle Data"	"Spindle Data"

Current consumption value of spindle servo motor is conducted by using a CT current sensor. Microcontroller reads current value and then compares it with a predetermined threshold to determine cutting or noncutting condition. Microcontroller publishes message topic in "Power\_On/start" or "Power\_On/end", where it depends on real current data value. Algorithm program is written by using python coding in raspberry, but it is written by using micro python coding in WEMOS microcontroller.

Raspberry receipt (subscribe) each message data from microcontroller client, sorts the topic based on message topic name, and processes message data by splitting the event data into origin data as machine ID, number of pulses and movement direction. Those data are used for updating the operation data status on tables of server database. The information of machine phase utilization and current axes movement in database are retrieved and processed by using Microsoft visual studio program and then send them, in real time, to the dashboard system.

## 5 Discussion and future work

Figure 5 shows that the dashboard of experiment results representing the monitoring system has been working properly. Figure 5a shows off-operation of the machine while Figure 5b display Power ON operation when main switch of machine is on. By this system, operation phase of CNC machine tools can be known completely with actual usage duration and utilization percentage. The current positions of axes movement and spindle rotation can be detected and displayed on the dashboard.

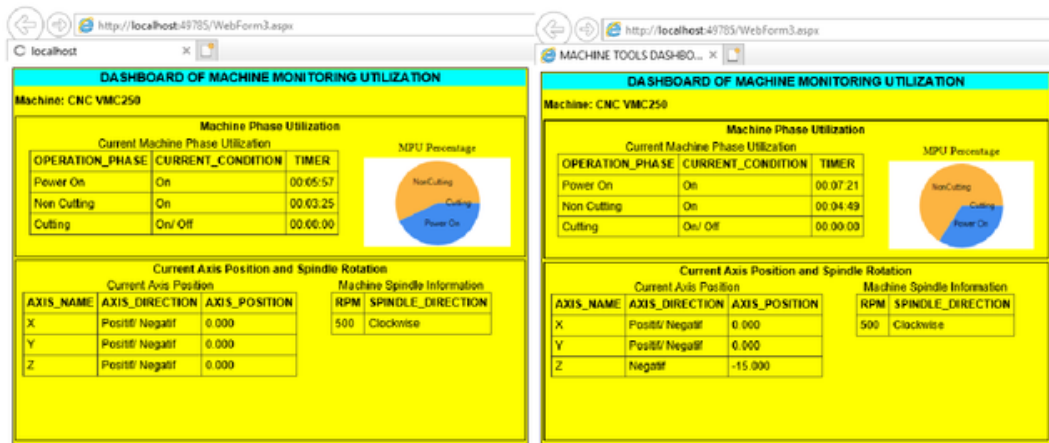


a. Machine is off operation

b. Power On operation when main switch is on

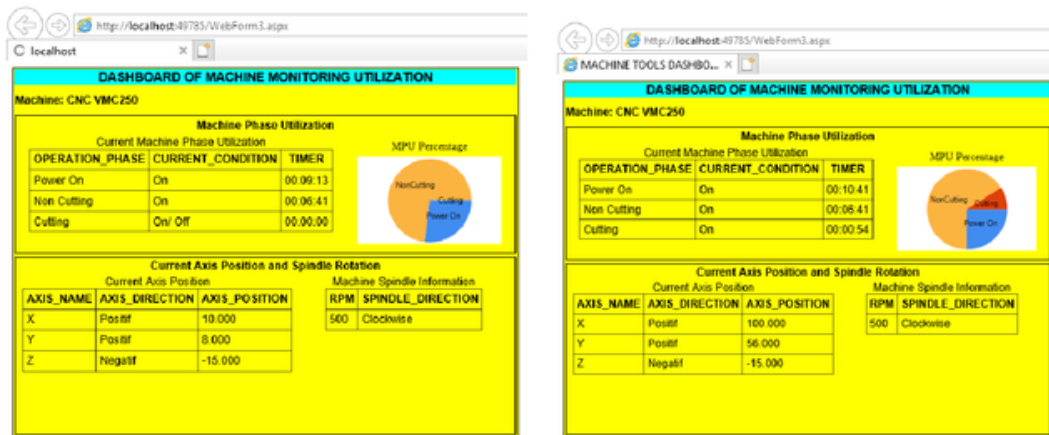
**Fig. 5.** Dashboard of machine monitoring utilization.





**Fig. 6.** Noncutting operation phase.

Figure 6a shows non-cutting operation phase of the machine tool when machine spindle is running while Figure 6b shows that machine Z-axis is moving. Figure 7a shows non-cutting operation phase when X and Y axes of machine move without work piece cutting.



**Fig. 7.** Noncutting and Cutting operation phase.

Figure 7b shows the cutting operation phase where the movement of X and Y axes were conducted by work piece cutting. MPU percentage graph show power on operation phase have been done in 10 min and 41 s, its power-on time duration was used 11 % for cutting operation phase and 65 % for noncutting operation phase. The workpiece cutting was detected by a current sensor which measured the current consumption of spindle servo motor. Cutting operation was determined when current value exceeded cutting current value threshold.

There are two points for future research, firstly, the implementation of artificial intelligent in maintenance machine tools, data monitoring will be further utilized as primary data input for building a dynamic maintenance model which generate the self-maintenance activities of its machine tools. Secondly, limited number of data sensors and local database were implemented on the current device interface development. In order to fully explore the potentials of the model, a further study will conducted by: (i) extending multiple sensors in the experiment for building a complete machine monitoring system; (ii) using cloud storage

through internet for enhancing the system capability, because data base on local computer has limited of computation capability and storage space.

## 6 Conclusion

CNC machine tools monitoring system has been successfully developed, which is capable to provide real time information about machine phase utilization and its percentage, machine axes positions and spindle rotational speed. Machine axes positions and spindle rotation speed are determined by filtering and processing signals from each axis encoder data signal. Cutting and noncutting operation phase are defined by analyzing both axis movement and current consumption of spindle servo. It will be further utilized as primary data input for building a dynamic maintenance model for iterative maintenance scheduling.

This work was supported by Minister of Research, Technology and Higher Education of The Republic Indonesia for Doctoral Dissertation Research Project 2018 with contract number 23/PL11/PP/2018. The authors would like to thank for their support.

## References

1. S. Borris. *Handbook on the Total Productive Maintenance*. New York: McGraw Hill (2006). <https://masdukiasbari.files.wordpress.com/2011/04/0071467335-total-productive-maintenance.pdf>
2. H.B. Harja, T Prakosa, and Y Yuwana, Applied Mechanical and Material. J., **842**: 365–365 (2015). <https://www.scientific.net/AMM.842.365>
3. M. Chen, S. Mizutani, T. Nakagawa, International Journal of Reliability, Quality and Safety Engineering, **17**,1:27–39(2010). <https://www.worldscientific.com/doi/abs/10.1142/S0218539310003652>
4. M. Mori, M. Fujishima, Y. Inamasu, Y. Oda, CIRP Annals, **60**: 145–148(2011). <https://www.sciencedirect.com/science/article/pii/S0007850611001004>
5. Moriwaki. CIRP Annals, **57**,2: 736–749(2008). <https://www.sciencedirect.com/science/article/pii/S0007850608001893>
6. Abele, Y. Altintas, C Brecher, CIRP Annals, **59**,2:781–802(2010). <https://www.sciencedirect.com/science/article/pii/S0007850610001897>
7. Neugebauer, B. Denkena, K. Wegener, CIRP Annals, **56**,2: 657–686(2007). <https://www.sciencedirect.com/science/article/pii/S0007850607001618>
8. X. Xu, The International Journal of Advanced Manufacturing Technology, **92**,5–8: 1893–1900(2017). <https://link.springer.com/article/10.1007/s00170-017-0300-7>
9. Liu, X. Xu. Procedia CIRP **63**:70-75 (2017). <https://www.sciencedirect.com/science/article/pii/S221282711730224X>
10. C. Liu , H. Vengayil, R.Y. Zhong, X. Xu. Journal of manufacturing system. **638**:1–12(2018). [https://www.academia.edu/37372756/A\\_systematic\\_development\\_method\\_for\\_cyber-physical\\_machine\\_tools](https://www.academia.edu/37372756/A_systematic_development_method_for_cyber-physical_machine_tools)
11. H.B. Harja, T. Prakosa, S. Raharno, Y.Y. Martawirya, I. Nurhadi, A.S. Nograho. IOP Conf. Series: Material Science and Engineering, **319**:1–7(2018). <https://iopscience.iop.org/article/10.1088/1757-899X/319/1/012016>
12. Cai, B. Starly, P. Cohen, Y.S. Lee, Procedia Manufacturing **10**:1031–1042(2017). <https://www.sciencedirect.com/science/article/pii/S2351978917302767>
13. R.Y. Zhong, L.Wang, X. Xu. *An IoT-enabled Real-time Machine Status Monitoring Approach for Cloud Manufacturing*. The 50<sup>th</sup> CIRP Conference on Manufacturing System. Procedia CIRP **63**: 709-714 (2017).

- <https://www.researchgate.net/publication/318355493> An IoT-enabled Real-time Machine Status Monitoring Approach for Cloud Manufacturing
14. C. Kuo, <sup>8</sup> Ting, Y. Chen, D. Yang, H. Chen. *Journal of System Architecture* **81**:44–53(2017).  
<https://www.sciencedirect.com/science/article/pii/S1383762117301133>
  15. Siemens AG. *Handbook on the Sinumerik 802C Baseline Start-Up*. Erlangen: Siemens-Aktiengesellschaft (2006).  
[https://cache.industry.siemens.com/dl/files/185/28546185/att\\_112646/v1/802SC\\_BPF\\_0803\\_en.pdf](https://cache.industry.siemens.com/dl/files/185/28546185/att_112646/v1/802SC_BPF_0803_en.pdf)
  16. A.G. Siemens A.G. *Handbook on the Simens M<sup>24</sup>omaster 440 operating instruction*. Erlangen: Siemens-Aktiengesellschaft (2003). <https://inverterdrive.com/file/siemens-6-cromaster-440-manual>
  17. *Fully Integrated, Hall Effect-Based Linier Current Sensor IC with 2.1 kVRMS Isolation and <sup>7</sup>Low-Resistance Current Conductor*. Allegro Micro System (2017).  
<https://www.allegromicro.com/en/Products/Sense/Current-Sensor-ICs/Zero-To-Fifty-13-p-Integrated-Conductor-Sensor-ICs/ACS713>
  18. G. C. Hillar. *MQTT Essentiala - A Lightweight IoT Protocol*. Packt Publishing, <sup>23</sup>mingham (2017).  
<https://books.google.co.id/books?id=40EwDwAAQBAJ&pg=PP2&lpg=PP2&dq=Hillar+2017+A+Lightweight+IoT+Protocol.&source=bl&ots=fKJwqOE7nM&sig=ACfU3U3Ug56GKF-9FtpOh4bLQXknz5ombUQ&hl=en&sa=X&ved=2ahUKEwj79G11ObjAhXv63MBHQHTA1oQ6AEwB3oECAoQAQ#v=onepage&q=Hillar%202017%20A%20Lightweight%20IoT%20Protocol.&f=false>



# Paper

## ORIGINALITY REPORT

12%

SIMILARITY INDEX

7%

INTERNET SOURCES

10%

PUBLICATIONS

7%

STUDENT PAPERS

## PRIMARY SOURCES

1	Chao Liu, Xun Xu, Qijia Peng, Zhengyi Zhou. "MTConnect-based Cyber-Physical Machine Tool: a case study", Procedia CIRP, 2018 Publication	1%
2	Herman Budi Harja, Tri Prakosa, Yatna Yuwana Martawirya. "Maintenance on Job Shop Industry: Review and Analysis", Applied Mechanics and Materials, 2016 Publication	1%
3	<a href="http://www.tandfonline.com">www.tandfonline.com</a> Internet Source	1%
4	Submitted to Melbourne Institute of Technology Student Paper	1%
5	Yogi Muldani Hendrawan, Kenneth Renny Simba, Naoki Uchiyama. "Iterative learning based trajectory generation for machine tool feed drive systems", Robotics and Computer-Integrated Manufacturing, 2018 Publication	1%
6	<a href="http://iq.direct">iq.direct</a> Internet Source	1%
7	<a href="http://www.allegromicro.com">www.allegromicro.com</a> Internet Source	<1%
8	<a href="http://www.cbpp.org">www.cbpp.org</a> Internet Source	<1%
9	<a href="http://phabricator.wikimedia.org">phabricator.wikimedia.org</a> Internet Source	<1%

10

Submitted to University of Witwatersrand

Student Paper

&lt;1%

11

V. Kartsch, S. Benatti, M. Mancini, M. Magno, L. Benini. "Smart Wearable Wristband for EMG based Gesture Recognition Powered by Solar Energy Harvester", 2018 IEEE International Symposium on Circuits and Systems (ISCAS), 2018

Publication

&lt;1%

12

[sam-koblenski.blogspot.com](http://sam-koblenski.blogspot.com)

Internet Source

&lt;1%

13

Munkenyi Mukhandi, David Portugal, Samuel Pereira, Micael S. Couceiro. "A novel solution for securing robot communications based on the MQTT protocol and ROS", 2019 IEEE/SICE International Symposium on System Integration (SII), 2019

Publication

&lt;1%

14

[dea.lib.unideb.hu](http://dea.lib.unideb.hu)

Internet Source

&lt;1%

15

[lp2m.unp.ac.id](http://lp2m.unp.ac.id)

Internet Source

&lt;1%

16

Chou, Chuen-Shii, Chung-Yung Chen, Wei-Hua Lu, and Chi-Jung Wu. "Optimum conditions of molding VFBGA chips with very minimal gold wire damage using the Taguchi methods", Materials Science in Semiconductor Processing, 2015.

Publication

&lt;1%

17

Yongkui Liu, Lihui Wang, Xi Vincent Wang. "Cloud manufacturing: latest advancements and future trends", Procedia Manufacturing, 2018

Publication

&lt;1%

18

[hal.archives-ouvertes.fr](http://hal.archives-ouvertes.fr)

Internet Source

<1%

19

[cometa.ues.rs.ba](http://cometa.ues.rs.ba)

Internet Source

<1%

20

[www.econstor.eu](http://www.econstor.eu)

Internet Source

<1%

21

P. Guan, M. Li, B.C. Li, Tian Biao Yu, Wan Shan Wang. "Finite Element Analysis on Dynamic Characteristics of Hybrid Bearing Spindle System", Key Engineering Materials, 2011

Publication

<1%

22

Peter Papcun, Erik Kajati, Jiri Koziorek. "Human Machine Interface in Concept of Industry 4.0", 2018 World Symposium on Digital Intelligence for Systems and Machines (DISA), 2018

Publication

<1%

23

[show-english.com](http://show-english.com)

Internet Source

<1%

24

Submitted to Escuela Politecnica Nacional

Student Paper

<1%

25

[www.locus.ufv.br](http://www.locus.ufv.br)

Internet Source

<1%

26

[lume.ufrgs.br](http://lume.ufrgs.br)

Internet Source

<1%

27

[crystalriverfl.org](http://crystalriverfl.org)

Internet Source

<1%

28

Submitted to Study Group Australia

Student Paper

<1%

29

Chao Liu, Hrishikesh Vengayil, Yuqian Lu, Xun Xu. "A Cyber-Physical Machine Tools Platform using OPC UA and MTConnect", Journal of Manufacturing Systems, 2019

Publication

<1%



---

30

Zhao, Xufeng, and Toshio Nakagawa.  
"Optimization problems of replacement first or last in reliability theory", European Journal of Operational Research, 2012.

Publication

<1%

---

31

Submitted to American University of Beirut

Student Paper

<1%

---

---

Exclude quotes Off

Exclude matches Off

Exclude bibliography Off